



- [View Colours](#)
- [A World Of Design Possibilities](#)

## Colours To Match Your Imagination

### Before Making A Final Colour Selection

Please note that the on-screen colours may not precisely match actual colours due to variance in monitor calibrations.

It is the intent and purpose of this web-based colour chart to provide a basic representation of Dryvit Systems finish colours and is offered as a sales aid only to select a range of colours for final selection.




















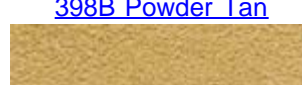
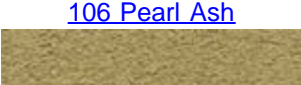










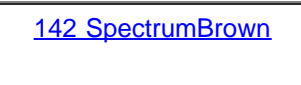


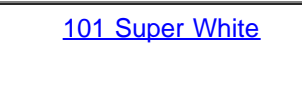
This web-based colour chart shall not be used for final colour selection as colour differences may occur from one computer to another.

Actual colour selection should be made from 8" x 10" samples of each finish type, texture and colour to be used on the project. Samples shall be prepared using the same tools and techniques proposed for the actual installation by the applicator/contractor.

### Colour At Your Fingertips Colour Chart (DSC503)

All colours shown below use the surface texture Sandblast

Click on image below to view a larger image

<a href="#">102 Brite White</a> 	<a href="#">310 China White</a> 	<a href="#">456 Oyster Shell</a> 	<a href="#">311B Creamy Pink</a> 
<a href="#">103 Natural White</a> 	<a href="#">442 Cotton</a> 	<a href="#">522 Lite Gray</a> 	<a href="#">463A Steph's Mood</a> 
<a href="#">104 Dover Sky</a> 	<a href="#">107 Sunset Yellow</a> 	<a href="#">386A Pure Cream</a> 	<a href="#">396 Alabaster</a> 
<a href="#">131 Gull Gray</a> 	<a href="#">109A Eggshell Cream</a> 	<a href="#">115 Beach</a> 	<a href="#">368B Parchment</a> 
<a href="#">111 Prairie Clay</a> 	<a href="#">113 Amarillo White</a> 	<a href="#">379B Whisper</a> 	<a href="#">398B Powder Tan</a> 
<a href="#">106 Pearl Ash</a> 	<a href="#">108 Manor White</a> 	<a href="#">612 Moonlight</a> 	<a href="#">455A Pearl</a> 
<a href="#">112 Sandlewood Beige</a> 	<a href="#">105 Suede</a> 	<a href="#">449 Buckskin</a> 	<a href="#">385A Sandpiper</a> 
<a href="#">117 Colonial Tan</a> 	<a href="#">110 Van Dyke</a> 	<a href="#">387A Pancake</a> 	<a href="#">443A Canvas</a> 
<a href="#">142 SpectrumBrown</a> 	<a href="#">383 Honey Twist</a> 	<a href="#">116 Victorian Lace</a> 	<a href="#">101 Super White</a> 

			
<a href="#">139 Adobe Accent</a>	<a href="#">389 Southern Tan</a>	<a href="#">399 Coffee Milk</a>	<a href="#">613B Overcast</a>
			
<a href="#">133 Driftwood</a>	<a href="#">339A Caribou</a>	<a href="#">380 Chocolate Mousse</a>	<a href="#">132 Mountain Fog</a>
			
<a href="#">614 Smoke Signal</a>	<a href="#">356 Red Clay</a>	<a href="#">381 Monastery Brown</a>	<a href="#">454A Stone Gray</a>

[back to top](#)

Go To A Specific Colour...			
<a href="#">101 Super White</a>	<a href="#">113 Amarillo White</a>	<a href="#">356 Red Clay</a>	<a href="#">399 Coffee Milk</a>
<a href="#">102 Brite White</a>	<a href="#">115 Beach</a>	<a href="#">368B Parchment</a>	<a href="#">442 Cotton</a>
<a href="#">103 Natural White</a>	<a href="#">116 Victorian Lace</a>	<a href="#">379B Whisper</a>	<a href="#">443A Canvas</a>
<a href="#">104 Dover Sky</a>	<a href="#">117 Colonial Tan</a>	<a href="#">380 Chocolate Mousse</a>	<a href="#">449 Buckskin</a>
<a href="#">105 Suede</a>	<a href="#">131 Gull Gray</a>	<a href="#">381 Monastery Brown</a>	<a href="#">454A Stone Gray</a>
<a href="#">106 Pearl Ash</a>	<a href="#">132 Mountain Fog</a>	<a href="#">383 Honey Twist</a>	<a href="#">455A Pearl</a>
<a href="#">107 Sunset Yellow</a>	<a href="#">133 Driftwood</a>	<a href="#">385A Sandpiper</a>	<a href="#">456 Oyster Shell</a>
<a href="#">108 Manor White</a>	<a href="#">139 Adobe Accent</a>	<a href="#">386A Pure Cream</a>	<a href="#">463A Steph's Mood</a>
<a href="#">109A Eggshell Cream</a>	<a href="#">142 Spectrum Brown</a>	<a href="#">387A Pancake</a>	<a href="#">522 Lite Gray</a>
<a href="#">110 Van Dyke</a>	<a href="#">310 China White</a>	<a href="#">389 Southern Tan</a>	<a href="#">612 Moonlight</a>
<a href="#">111 Prairie Clay</a>	<a href="#">311B Creamy Pink</a>	<a href="#">396 Alabaster</a>	<a href="#">613B Overcast</a>
<a href="#">112 Sandalwood Beige</a>	<a href="#">339A Caribou</a>	<a href="#">398B Powder Tan</a>	<a href="#">614 Smoke Signal</a>

[back to top](#)

## A World Of Exciting Design Possibilities

Dryvit offers 48 readily available colors, ranging from the bold to the subtle. Dryvit offers a full spectrum of custom colors, too! For even more creative freedom, all colors are available in any of the Dryvit surface textures: Sandblast®, Quarzputz®, Sandpebble®, Sandpebble Fine™, Freestyle® and Limestone™.

All Dryvit coatings and finishes are 100% pure acrylic based for weather-resistant, long lasting color. What's more, all Dryvit finishes are formulated with proven Dirt Pickup Resistant (DPR) chemistry. The result is tough textured finishes that keep their good looks year after year after year. And all Dryvit finishes are backed by Dryvit's solid reputation and a written warranty.

[back to to](#)

Copyright © 2006 Dryvit Systems Canada  
R7:11-13-2006